



TUALATIN RIVER
WATERSHED COUNCIL

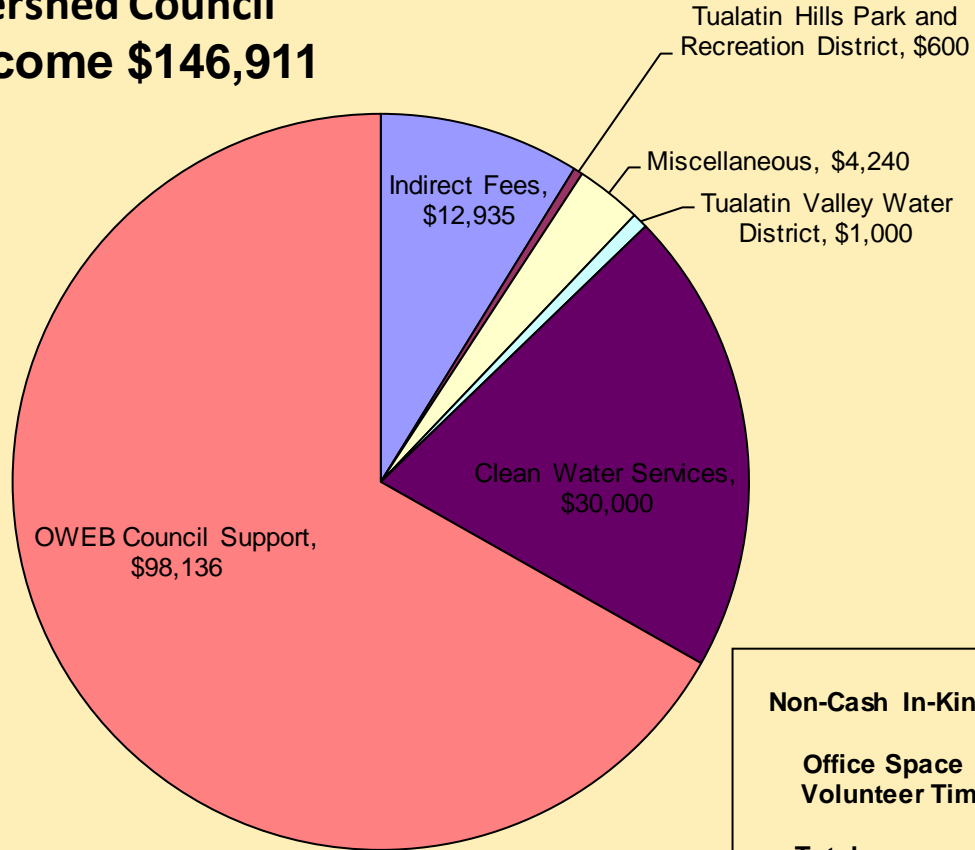
2013 to 2015 Financial Review



TUALATIN RIVER
WATERSHED COUNCIL

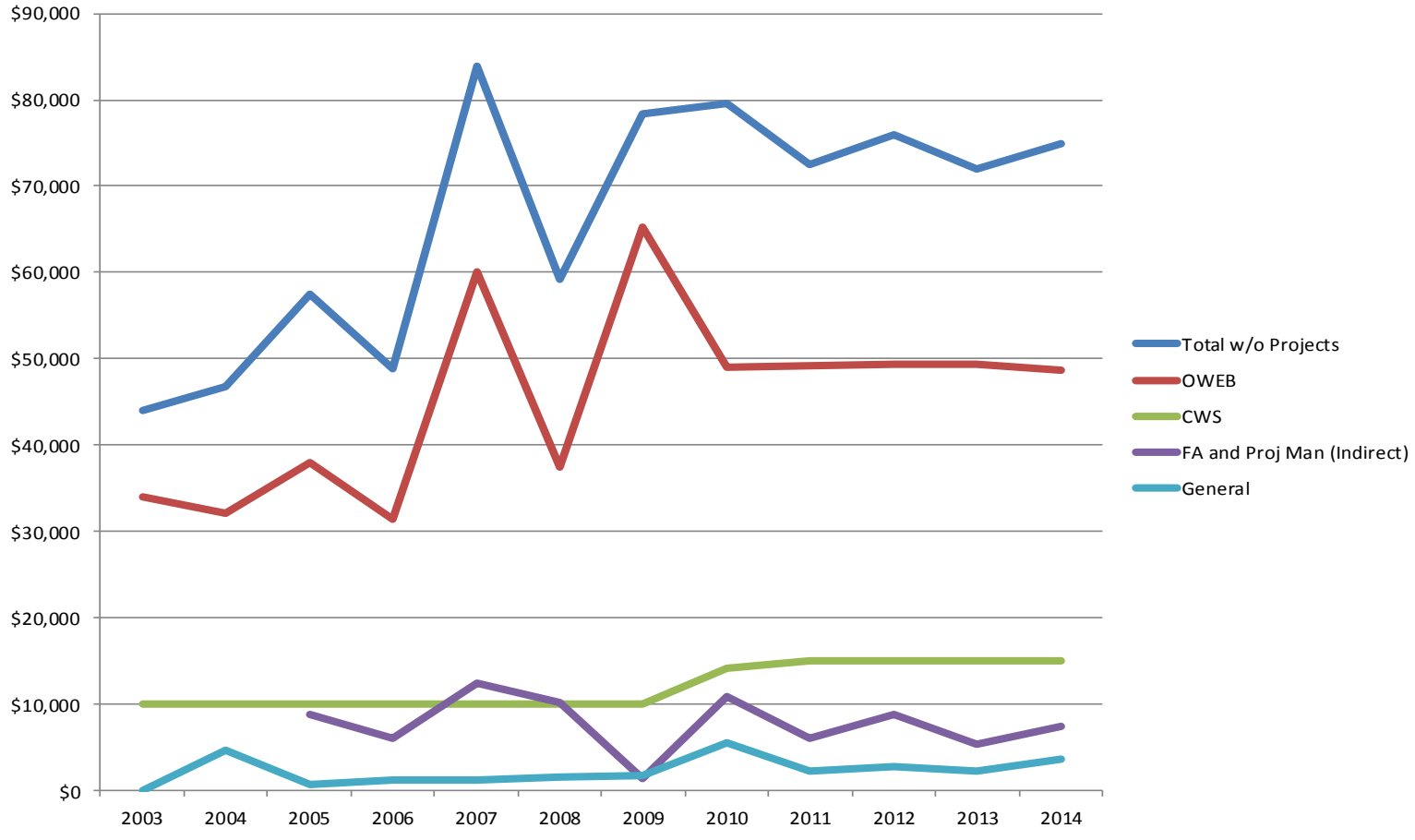
Engaging the community to sustain our watershed

**2013 to 2015
Tualatin River Watershed Council
Cash Operating Income \$146,911**

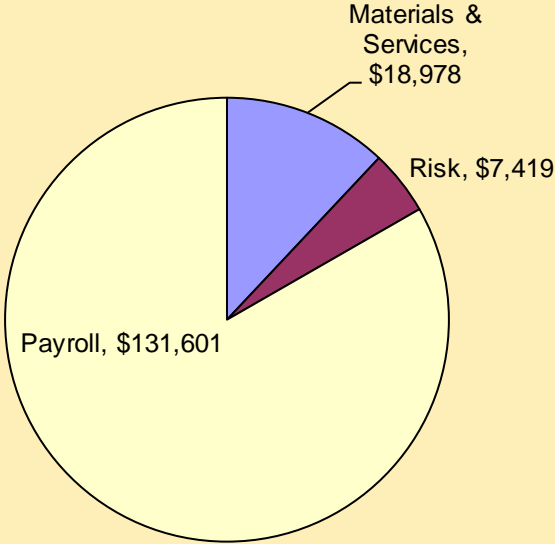


Non-Cash In-Kind Operating Value	
Office Space	\$21,672
Volunteer Time	\$75,901
Total	\$97,573

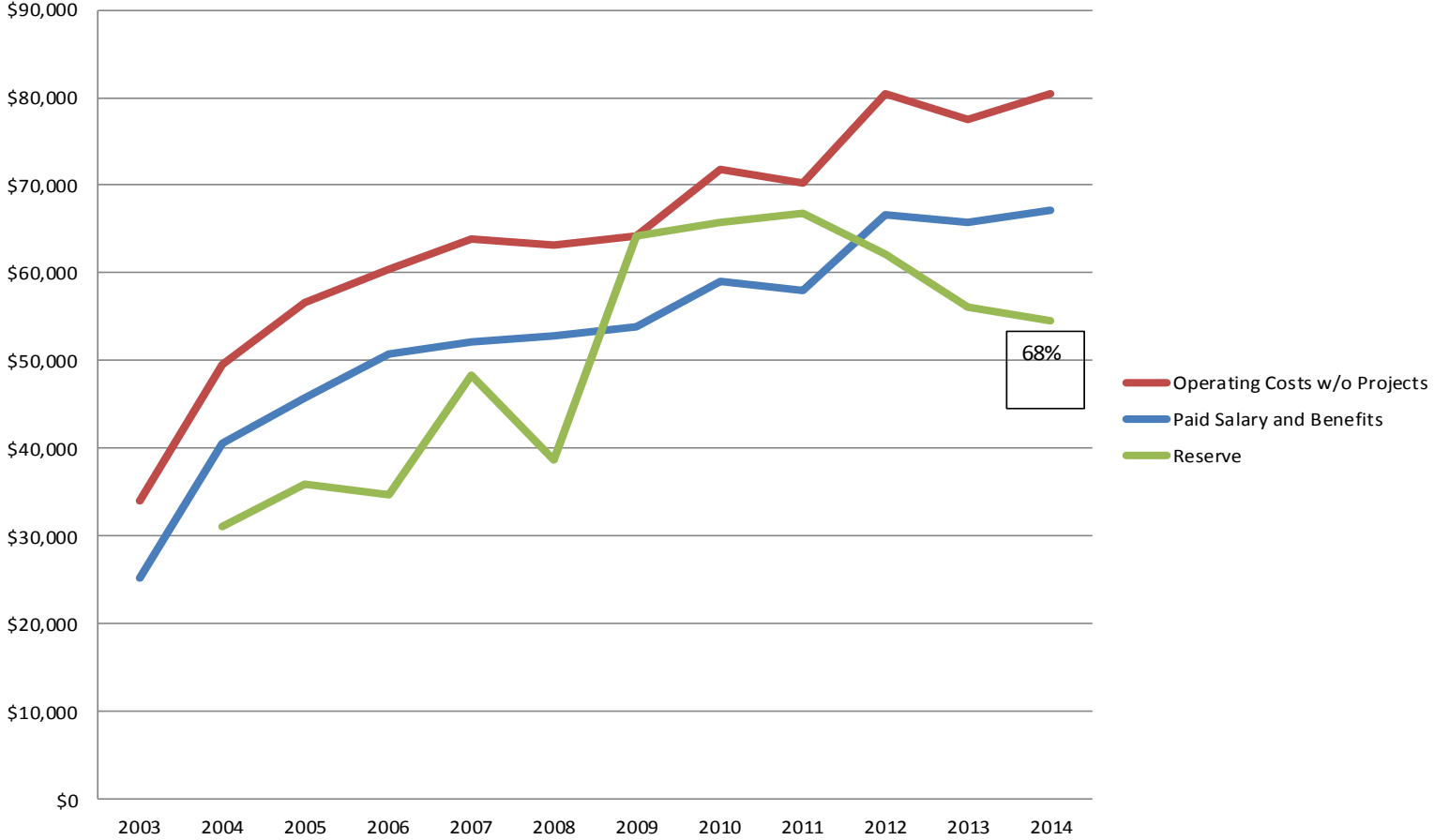
TRWC Selected Revenues (Without Projects)



2013 to 2015
Tualatin River Watershed Council
Cash Operating Expenses \$157,998



TRWC Selected Operating Cost (without Projects)

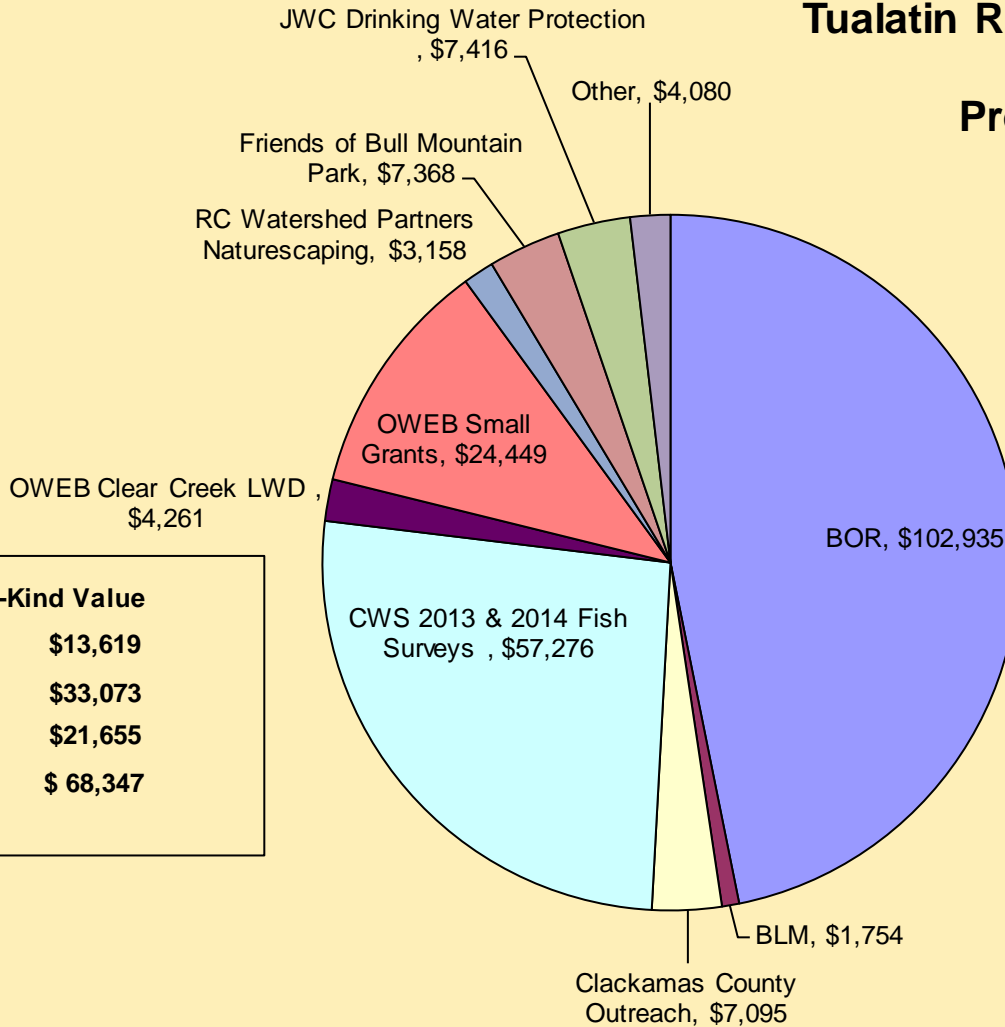


2013 – 2015 Budget vs. Actual

Budget Period not Actual Dates

Item	Budget	Actual	Difference
Payroll	\$134,428	\$131,601	\$2,827
Operating Costs			
Office Supplies & Postage	\$2,451	\$4,105	-\$1,654
Utilities (phone & computer)	\$4,602	\$5,238	-\$636
Training/Conferences	\$1,500	\$1,410	\$90
Contracted Services	\$2,062	\$4,245	-\$2,183
Government Fees	\$435	\$435	\$0
Publications	\$1,300	\$936	\$364
Travel	\$3,030	\$2,609	\$421
Total Operating Costs	\$15,380	\$18,978	-\$3,598
Risk	\$7,663	\$7,419	\$244
Total	\$157,471	\$157,998	-\$527

Tualatin River Watershed Council 2013 to 2015 Project Income/Expenses Total Cash \$219,793



Non-Cash In-Kind Value	
Supplies	\$13,619
Volunteer Time	\$33,073
Professional Time	\$21,655
Total Inkind	\$ 68,347

Questions

Biennial Financial Audit Committee

- **Three (3) Council Members that do not have check signing authority**
- **11 AM to 2 PM, lunch provided**
- **Jan and April will provide an overview of our financial procedures**
- **Example of what the committee may want to review**
 - **Samples of bank statements**
 - **Samples of invoices**
 - **Payroll records**
 - **Grants**
- **Committee members will write a report of their findings**

Questions